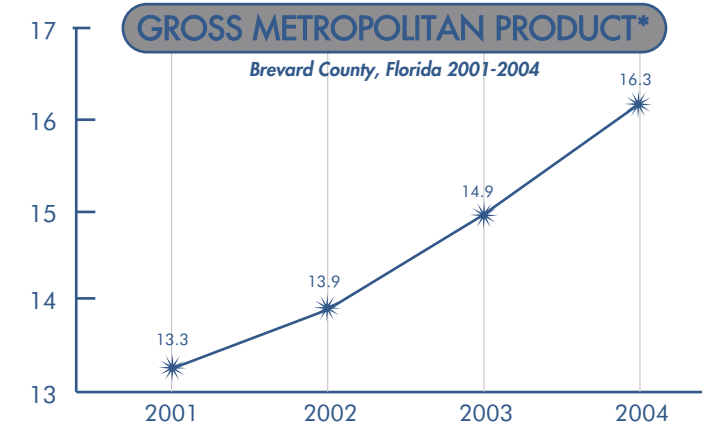


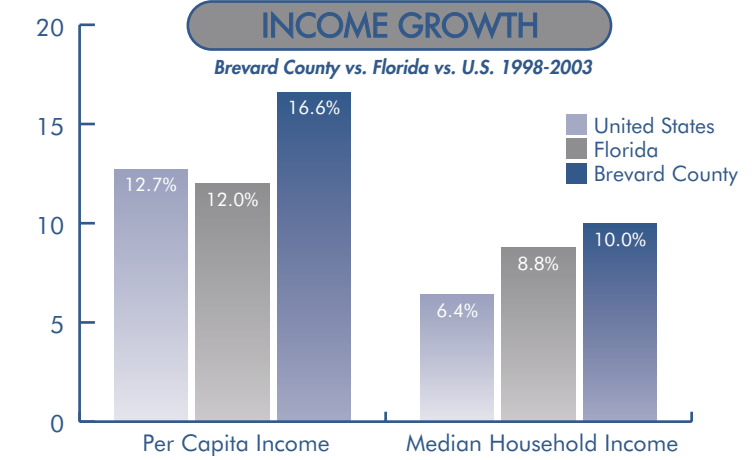
PRSR STD
U S POSTAGE
PAID
COCOA FL 32926
PERMIT NO. 191

A GLANCE AT BREVARD COUNTY'S ECONOMY

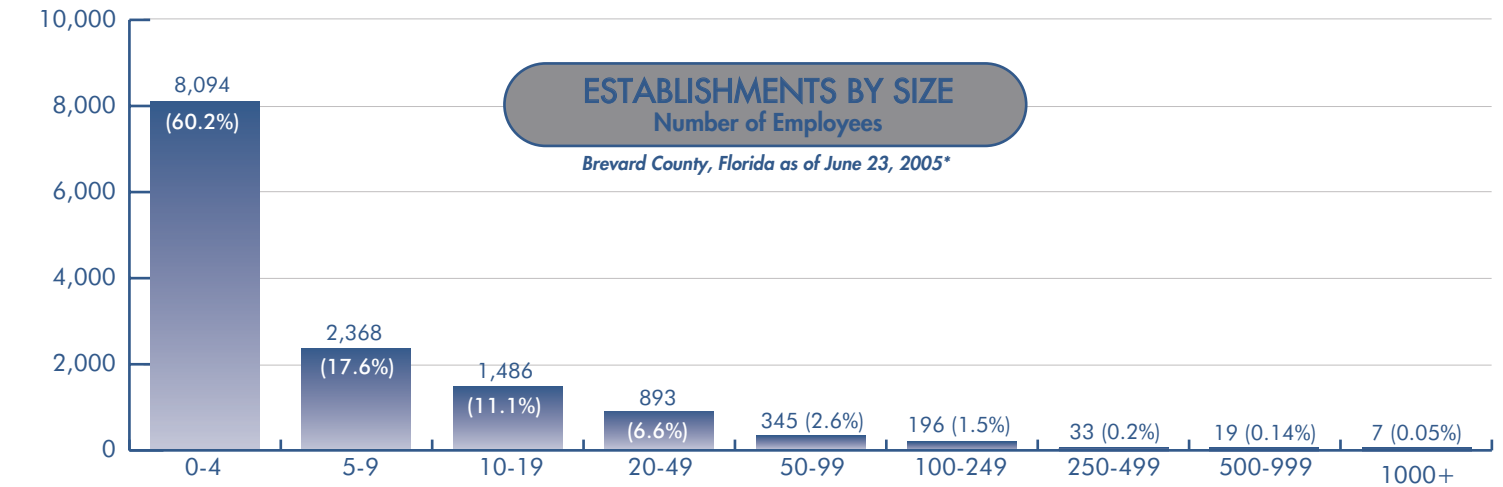
ECONOMIC TRENDS
is a publication of the
Economic Development
Commission of
Florida's Space Coast.
For more information
or to request additional copies,
please contact Neil Hamilton,
Research Specialist, at
nhamilton@SpaceCoastEDC.org



Source: U.S. Conference of Mayors
* US\$, Billions



Source: Bureau of Economic Analysis, U.S. Department of Commerce



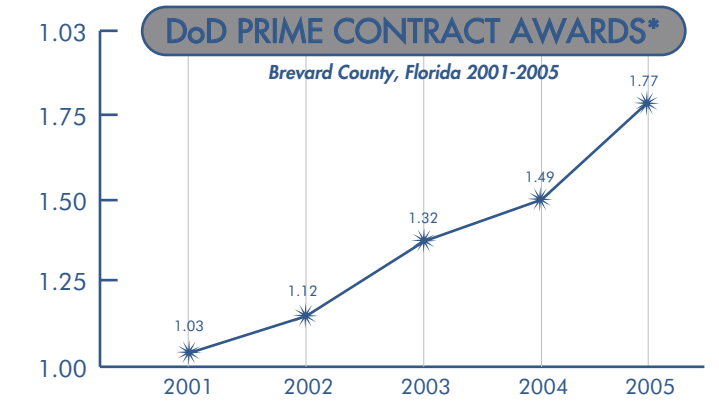
Source: Labor Market Statistics, Florida Agency for Workforce Innovation
* Private Ownership

FIVE BUSIEST INTERSECTIONS

Traffic Counts* 2004-2005 Brevard County, Florida

Intersection	Count
US 1 - Sarno Road & Eau Gallie Blvd.	59,260
SR 528 - US 1 & N. Courtenay Pkwy.	57,390
SR 520 - Bridge & N. Tropical Trail	55,710
Malabar - W. Corporate & I-95	51,600
Palm Bay - I-95 E. Ramp & Hollywood	51,490

Source: Brevard Metropolitan Planning Organization
*48 hour averages



Source: Directorate for Information Operations and Reports, U.S. Department of Defense
* US\$, Billions

We help make little miracles happen.



Katie Fleming and son, members of Health First Health Plans

Health First Health Plans



My pregnancy was high risk, but I didn't worry because I knew we'd get the care we needed. Now, I have a little miracle.

For more information about Health First Health Plans, call us at 321-434-4343 or ask your company benefits administrator.

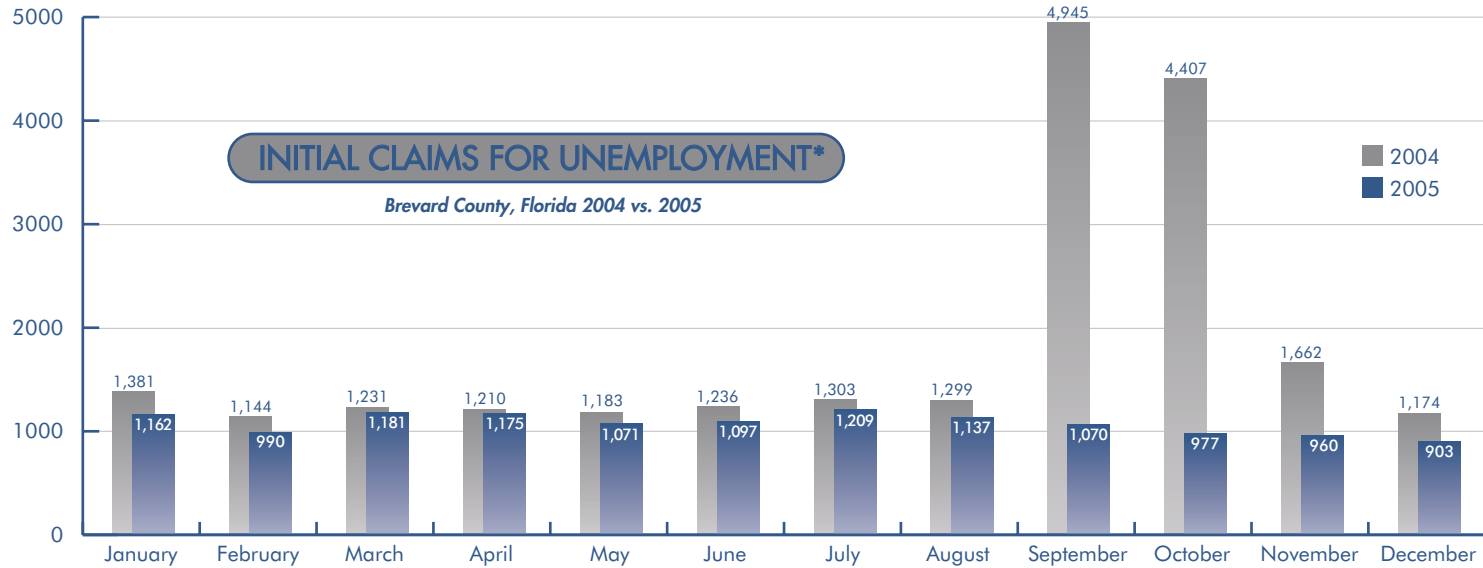
321.434.4343
800.716.7737

Monday-Friday, 8 am to 5 pm
6450 US Highway 1
Rockledge, Florida 32955

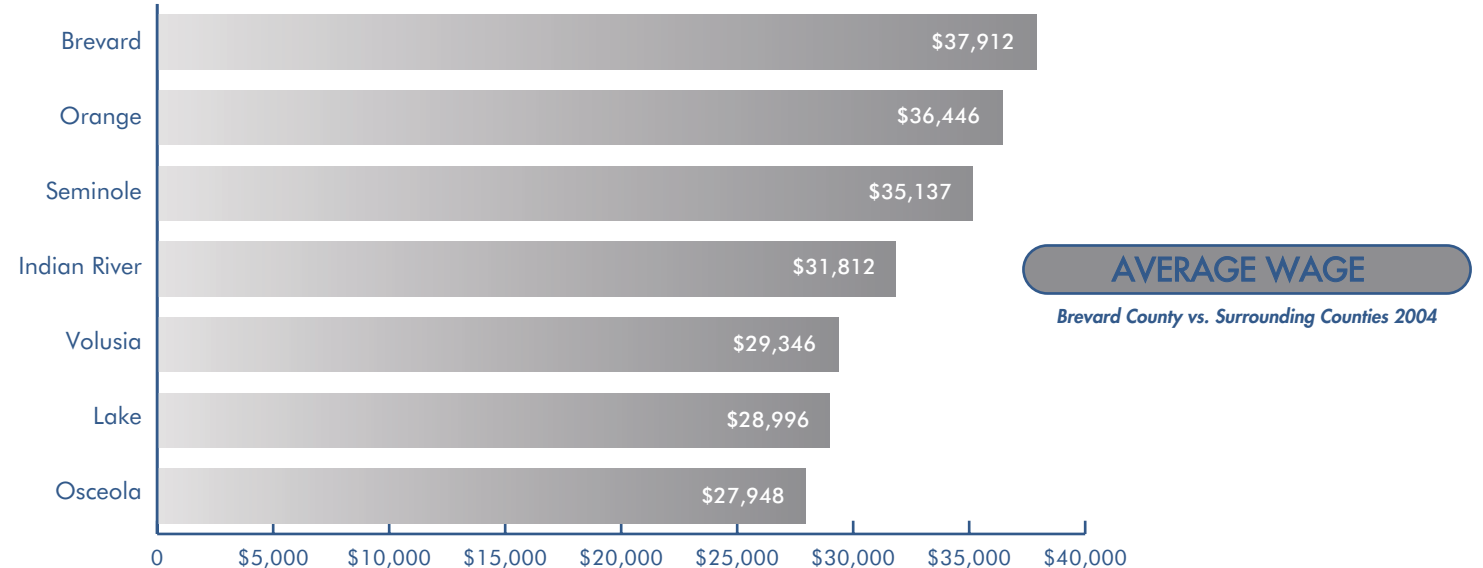
healthfirsthealthplans.org

Dedicated to your good health

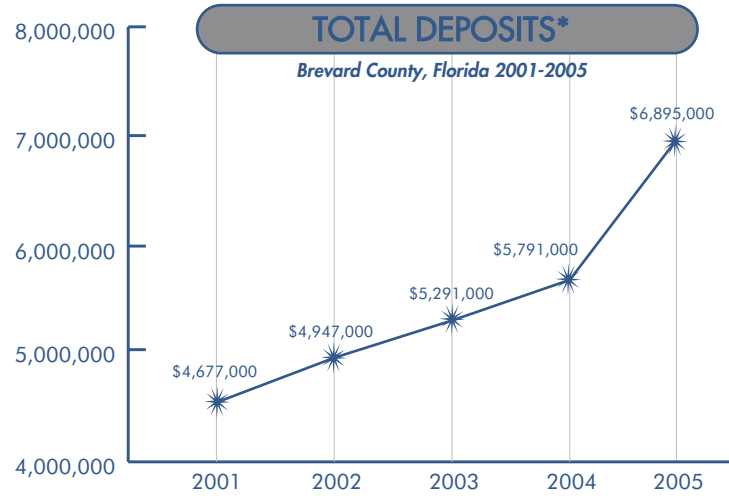
1131 (2/06)



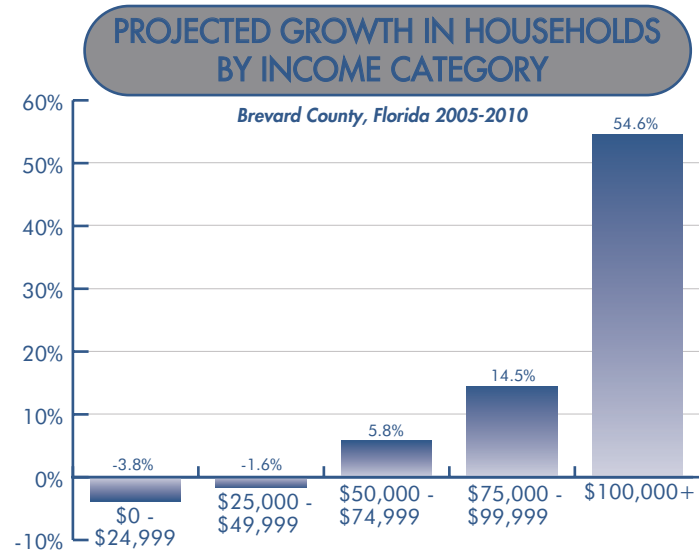
Source: Labor Market Statistics, Florida Agency for Workforce Innovation
* Intrastate & Agent Claims



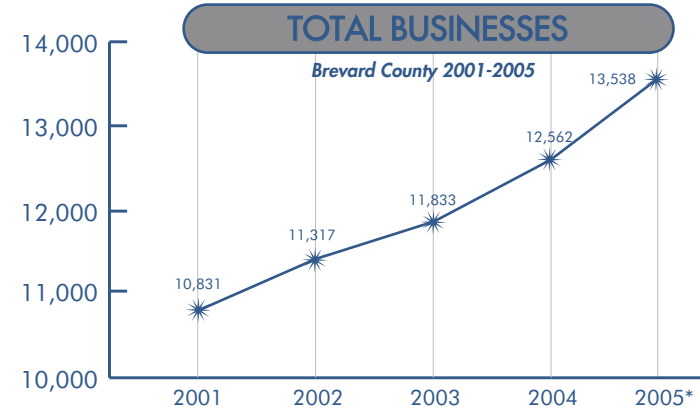
Source: Bureau of Labor Statistics, U.S. Department of Labor



Source: Federal Deposit Insurance Corporation
* As of June 30th of each year. FDIC-insured institutions only.



Source: Demographic Detail Report, demographicsnow.com



Source: Bureau of Labor Statistics, U.S. Department of Labor
* Through 2nd Quarter

MELBOURNE INTERNATIONAL AIRPORT

2001-2005

Year	Passengers	Cargo (local air carriers)
2001	521,447	330,213 lbs
2002	402,112	312,184 lbs
2003	388,592	287,700 lbs
2004	392,204	449,699 lbs
2005	446,777	305,914 lbs

Source: Melbourne International Airport

NASA'S ECONOMIC IMPACT

Brevard County, Florida FY 2005

DIRECT

- 12,150 residents employed on-site at KSC
- \$854 million in direct earnings payments to households
- \$627 million in direct commodity purchases from contractors

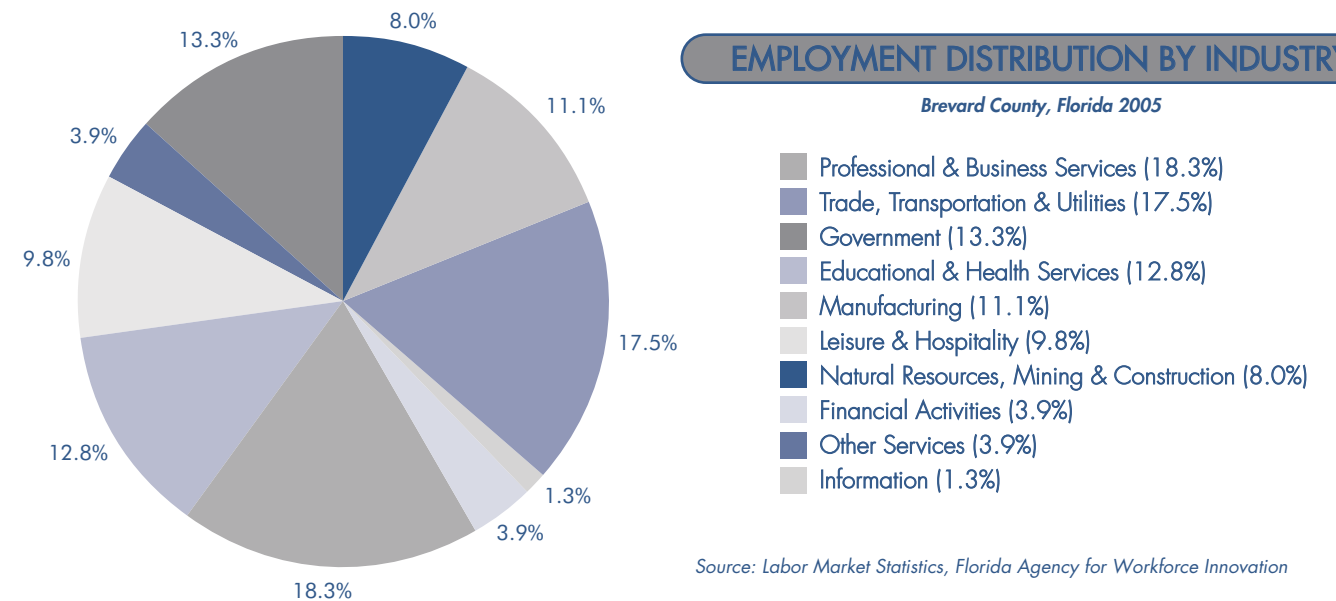
Source: NASA

TOTAL

- 21,000 jobs
- \$2.2 billion in output
- \$1.2 billion in household income

EMPLOYMENT DISTRIBUTION BY INDUSTRY

Brevard County, Florida 2005



Source: Labor Market Statistics, Florida Agency for Workforce Innovation